




1
A0.02

EXISTING FIXTURE PLAN
SCALE: 3/32" = 1'-0"

SYMBOL LEGEND		LEGEND STORE #1234	
	SINGLE BUNKER	AREAS - SQ.FT.	EXISTING
	DOUBLE BUNKER	TOTAL EXTERIOR STORE	28,457
	STOCK TRUCK	SUPPORT	9,114
S	HANGING SCALE	SALES AREA	18,677
B	BAG RACK	TOTAL INTERIOR STORE	27,791
FE	FIRE EXTINGUISHER	PRODUCE PREP	595
+	HOSE CONNECTION	MEAT PREP	610
E	EYE WASH STATION	DELI-BAKERY PREP	997
C	CASE CORNER GUARD	SEAFOOD PREP	0
EW	EXISTING EVAPORATOR	PHARMACY	0
NR	EXISTING AIR CURTAIN	GROCERY STAGING	2702
GP	EXISTING GUARD POST	GROCERY BUNKERS	12
		SALES : SUPPORT RATIO	2.05 : 1
		SALES : GROCERY STAGING RATIO	6.91 : 1
		COOLERS & FREEZERS - SQ.FT.	
		PRODUCE COOLER	266
		STORAGE FREEZER	272

REFRICATED CASE LEGEND								
#	MAN.	MODEL	SIZE	DESCRIPTION	INT.	EXT.	AGE	
				EXISTING				
01	KW	QD6L1	8'-0"	SELF-SERVE COLD DELI	BLK	BGF	13	
02	KW	QD6L1	8'-0"	SELF-SERVE COLD DELI	BLK	BGF	13	
03	HP	PTD-54	12'-1"	SERVICE/SELF-SERVE	BLK	BGF	13	
04	BRKK	PF-54	6'-1"	SELF-SERVE COLD DELI	BLK	BGF	13	
05	BRKK	PF-48	12'-0"	SELF-SERVE REFRIG. BAKERY	BLK	BGF	13	
06	KW	QD6L1	8'-0"	PRODUCE MEAT	BLK	BGF	00	
07	KW	QD6L1	8'-0"	PRODUCE MULTI-DECK	BLK	BGF	13	
08	KW	QD6L1	12'-1"	PRODUCE MULTI-DECK	BLK	BGF	13	
09	KW	QD6L1	12'-1"	PRODUCE MULTI-DECK	BLK	BGF	13	
10	KW	HZY1	8'-0"	PRODUCE MULTI-DECK	BLK	BGF	08	
11	KW	HZY1	8'-0"	PRODUCE SINGLE-DECK	BLK	BGF	08	
12	KW	DX6L8	12'-1"	PRODUCE MULTI-DECK	BLK	BGF	13	
13	KW	DX6L8	8'-0"	PRODUCE MULTI-DECK	BLK	BGF	13	
14	KW	QMA41	8'-0"	FOUR DECK MEAT	BLK	BLK	00	
15	KW	QMA41	8'-0"	FOUR DECK MEAT	BLK	BLK	13	
16	KW	M4N1	12'-1"	FOUR DECK MEAT	BLK	BLK	00	
17	KW	M4N1	12'-1"	FOUR DECK MEAT	BLK	BLK	00	
18	KW	M4N1	8'-0"	FOUR DECK MEAT	BLK	BLK	00	
19	KW	IL1	8'-0"	SEAFOOD PROMO	BLK	BLK	00	
20	KW	IL1	6'-0"	SEAFOOD PROMO	BLK	BLK	00	
21	KW	DL6L1	12'-1"	LUNCH MEAT	BLK	BLK	00	
22	KW	DL6L1	12'-1"	LUNCH MEAT	BLK	BLK	00	
23	KW	LV5V14	12'-6"	LUNCH MEAT	BLK	BGF	00	
24	KW	LV5V14	12'-6"	FROZEN MEAT/SEAFOOD	WHT	BGF	00	
25	KW	LV5V14	12'-6"	FROZEN FOOD	WHT	BGF	00	
26	KW	LV5V14	12'-6"	FROZEN FOOD	WHT	BGF	00	
27	KW	DL6L1	12'-1"	DAIRY	BLK	BGF	00	
28	KW	DL6L1	12'-1"	DAIRY	BLK	BGF	00	
29	KW	DL6L1	12'-1"	DAIRY	BLK	BGF	00	
30	KW	DL6L1	12'-1"	DAIRY	BLK	BGF	00	
31	KW	DL6L1	12'-1"	DAIRY	BLK	BGF	00	
32	KW	DL6L1	12'-1"	DAIRY	BLK	BGF	00	
33	KW	DL6L1	12'-1"	DAIRY	BLK	BGF	00	
34	KW	DL6L1	12'-1"	DAIRY	BLK	BGF	00	
35	KW	ISV5V14	12'-6"	ICE CREAM END CAP	WHT	BGF	00	
36	KW	LV5V14	12'-6"	ICE CREAM	WHT	BGF	00	
37	KW	LV5V14	12'-6"	ICE CREAM	WHT	BGF	00	
38	KW	LV5V14	12'-6"	ICE CREAM	WHT	BGF	00	
39	KW	LV5V14	10'-0"	FROZEN FOOD	WHT	BGF	00	
40	KW	LV5V14	10'-0"	FROZEN FOOD END CAP	WHT	BGF	00	
41	KW	LV5V14	12'-6"	FROZEN FOOD	WHT	BGF	00	
42	KW	LV5V14	10'-0"	FROZEN FOOD	WHT	BGF	00	
43	KW	LV5V14	12'-6"	FROZEN FOOD	WHT	BGF	00	
44	KW	LV5V14	12'-6"	FROZEN FOOD	WHT	BGF	00	
45	KW	LV5V14	7'-6"	FROZEN FOOD END CAP	WHT	BGF	00	
46	KW	LV5V14	10'-0"	FROZEN FOOD	WHT	BGF	00	
47	KW	LV5V14	12'-6"	FROZEN FOOD	WHT	BGF	00	
48	KW	LV5V14	12'-6"	FROZEN FOOD	WHT	BGF	00	
49	KW	LV5V14	12'-6"	FROZEN FOOD	WHT	BGF	00	
50	KW	LV5V14	7'-6"	FROZEN FOOD END CAP	WHT	BGF	00	
51	KW	LV5V14	12'-6"	FROZEN FOOD	WHT	BGF	00	
52	KW	LV5V14	12'-6"	FROZEN FOOD	WHT	BGF	00	
53	KW	LV5V14	12'-6"	FROZEN FOOD	WHT	BGF	00	
54	KW	LV5V14	12'-6"	FROZEN FOOD	WHT	BGF	00	

LEGEND STORE #1234		EXISTING
<u>AREAS – SQFT.</u>		
TOTAL EXTERIOR STORE		28,457
SUPPORT		9,114
SALES AREA		18,677
TOTAL INTERIOR STORE		27,791
PRODUCE PREP		595
MEAT PREP		610
DELI–BAKERY PREP		997
SEAFOOD PREP		0
PHARMACY		0
GROCERY STAGING		2707
GROCERY BUNKERS		12
SALES : SUPPORT RATIO		2.05 : 1
SALES : GROCERY STAGING RATIO		6.91 : 1
<u>COOLERS & FREEZERS – SQFT.</u>		
PRODUCE COOLER		266
STORAGE FREEZER		272
5 ICE CREAM FREEZER		134
DAIRY COOLER		312
MEAT COOLER		235
TRAY COOLER		0
MEAT FREEZER		81
SEAFOOD COOLER		0
DELI–BAKERY FREEZER		149
DELI–BAKERY COOLER		83
<u>PRODUCE</u>		
PRODUCE : SINGLE–DECK		20
PRODUCE : MULTI–DECK		52
PRODUCE : ISLAND REFRIG.		0
FLORAL		0
HISPANIC		0
<u>DELI/BAKERY</u>		
COLD DELI : SERVICE		0
COLD DELI : SELF–SERVE		22
COLD DELI : SERVICE/SELF–SERVE		12
COLD DELI : SANDWICH STATION		0
COLD DELI : ISLANDS		0
HOT DELI : SELF–SERVE		4
HOT DELI : SERVICE/SELF–SERVE		0
HOT DELI : ISLANDS		0
SUSHI		0
BAKERY : SELF–SERVE REFRIG.		12
BAKERY : SELF–SERVE NONREFRIG.		0
REACH IN FROZEN BAKERY		3 DOORS
HMS : SELF–SERVE		0
REACH IN FROZEN HMS		0
<u>MEAT</u>		
MEAT : SERVICE		0
MEAT : ONE/TWO DECK		0
MEAT : FOUR/FIVE/SIX DECK		46
MEAT : PROMO		0
LUNCH MEAT		38
REACH IN FROZEN MEAT/SEAFOOD		5 DOORS
SEAFOOD : SERVICE		0
SEAFOOD : ONE/TWO DECK		0
SEAFOOD : PROMO		14
REACH IN FROZEN SEAFOOD		0
<u>GROCERY</u>		
DAIRY : FRONT LOAD		96
DAIRY PROMO		0
DAIRY : REAR LOAD		0
REACH IN FROZEN FOOD		71 DOORS
REACH IN ICE CREAM		15 DOORS
REACH IN TOTAL		86 DOORS
FROZEN FOOD END CAP		9 DOORS
ICE CREAM END CAP		3 DOORS
BEER		0
WINE		0
NATURE'S PLACE		0
REACH IN FROZEN NATURE'S PLACE		0
<u>SHELVING – LINEAR FEET</u>		
LOW GONDOLA		100
LOW SHELVING		41
SUB–TOTAL		141
HIGH GONDOLA		952
HIGH SHELVING		66
SUB–TOTAL		1018
GRAND TOTAL SHELVING		1159

2 ROOFTOP MECHANICAL ROOM
A0.02 SCALE: 3/32" = 1'-0"